

.....	3
.....	3
.....	4
.....	6
.....	10
.....	18
.....	23
.....	24
.....	41
.....	42
.....	57
.....	159

% /

	237161
	http://www.600496.com
	600496@jgsteel.cn

	http://www.sse.com.cn

A			600496	G

		1999 6 28
		2009 11 20
		340000000022295
		342401711774045
		71177404-5
		61 4

	243,177,006.63
	248,447,888.44
	223,139,006.66
	206,908,784.66
	114,220,162.42

	12,251,556.42
	6,941,949.54

	-131,742.07
	-1,023,466.88
	-1,766,552.14
	-41,522.87
	16,230,222.00

	2010	2009	(%)	2008
	5,313,048,737.74	4,509,837,470.39	17.81	4,587,715,136.04
	248,447,888.44	255,018,340.03	-2.58	156,263,476.24
	223,139,006.66	192,200,582.02	16.10	125,343,902.89
	206,908,784.66	174,861,739.66	18.33	99,888,218.21
	114,220,162.42	191,639,288,215.6	59.26	126,414,481.62

1

		(%)							(%)
	4,200	10.85				-4,200	-4,200		
1									
2									
3	4,200	10.85				-4,200	-4,200		
	3,200	8.27				-3,200	-3,200		
	1,000	2.58				-1,000	-1,000		
	34,500	89.15				4,200	4,200	38,700	100
1	34,500	89.15				4,200	4,200	38,700	100
2									
3									
4									
	38,700	100						38,700	100

2009 10 15

[2009]1079

5,000 5,000

2009 11 9 4,200

2010 11 10 4,200

2

	1,000	1,000	0	0		2010 11 10
	600	600	0	0		2010 11 10

2010

	600	600	0	0		2010 11 10
	500	500	0	0		2010 11 10
	500	500	0	0		2010 11 10
	500	500	0	0		2010 11 10
	500	500	0	0		2010 11 10
	4,200	4,200	0	0	/	/

1

:

A	2009 11 9	8.39	4,200	2010 11 10		4,200

[2009]1079

2009

11 9

7

4200

12

2010 11

10

2

3


1

						27,941
		(%)				
		33.75	130,627,153	7,739,289	0	87,750,000

		3.43	13,267,319	13,267,319	0	
		2.58	10,000,000	0	0	
-		2.39	9,256,756	9,256,756	0	
-		1.81	7,000,000	7,000,000	0	
		1.64	6,359,971	6,359,971	0	
-		1.39	5,373,812	5,373,812	0	
-		1.37	5,287,194	5,287,194	0	
		1.15	4,438,594	4,438,594	0	
-		1.09	4,204,935	4,204,935	0	
			130,627,153	130,627,153		
			13,267,319	13,267,319		
			10,000,000	10,000,000		
-			9,256,756	9,256,756		
-			7,000,000	7,000,000		
			6,359,971	6,359,971		
-			5,373,812	5,373,812		
-			5,287,194	5,287,194		
			4,438,594	4,438,594		
-			4,204,935	4,204,935		

5	

4



3

			44	2009 7 30	2012 7 31		0	0	55	
			54	2009 7 30	2012 7 31		0	0	21	
			46	2009 7	2012 7		0	0	55	

				30	31				
			42	2009 7 30	2012 7 31	0	0	0	
			42	2009 7 30	2012 7 31	0	0	46	
			49	2009 7 30	2012 7 31	0	0	0	
			41	2009 7 30	2012 7 31	0	0	5	
			46	2009 7 30	2012 7 31	0	0	5	
			50	2009 7 30	2012 7 31	0	0	5	
			35	2010 5 22	2012 7 31	0	0	0	
			35	2009 7 30	2012 7 31	0	0	27	
			44	2009 7 30	2012 7 31	0	0	25	
			45	2009 7 30	2012 7 31	0	0	48	
			48	2009 7 30	2012 7 31	0	0	55	
			49	2009 7 30	2012 7 31	0	0	56	
			45	2010 3 8	2012 7 31	0	0	40	
			35	2009 7 30	2012 7 31	0	0	32	
			35	2009 7 30	2010 5 22	0	0	0	
			37	2009 7 30	2010 8 9	0	0	17	
	/	/	/	/	/	0	0	492	/

EMBA

EMBA MBA EDP

COLEMAN

2002

Academy of Management

5%

2005

2%

AT&T, Ericson Eli Lilly Habitat AstraZeneca Allen & Overy
Capitaland Golden Gate Software

"

"

C



			2009 6 30	2012 6 29	
			2009 6 30	2012 6 29	
			2009 1 1	2012 12 31	
			2009 6 30	2012 6 29	
			2009 6 30	2012 6 29	



1

2

3

3

4

4

5

"

"

6

7

,

2

1

		12	1	11	0	0	
		12	1	11	0	0	
		12	1	11	0	0	
		12	0	11	1	0	
		12	1	11	0	0	
		12	1	11	0	0	
		12	1	11	0	0	
		12	1	11	0	0	
		12	1	11	0	0	

	12
	1
	11
	0

2

2010

2010

3

	2009
--	------

112

1100

2010

www.sse.com.cn www.600496.com

1

www.sse.com.cn www.600496.com

2

www.sse.com.cn www.600496.com

2009	2010 5 22		2010 5 25

2010	2010 9 19		2010 9 21
2010	2010 11 24		2010 11 25

2010	2010 12 6		2010 12 7
*			

* 2010

2010

			"	"
		"		
		"		
				64.5
	32%	53		18%
	2.2		16%	39
11%				
1				
				64.5
	32%	5000	35	39
	15	25		10
70%				2.1
	2.1			2
	2		2	
2			2	
				1.7
				1.6
	1.5			1.5
			1.2	
1.2			1.1	
				1
				47%

30%

2	18	14.3	22%
		8000	
		"	"
		25	18
	2	QC	2
		"	QC
			6
	"		"
3			
	2010		
		10	1
4			
	"		"
		5.9%	
		H	
5			
		"	"
			12%
	1000		

" " " "

1

16.1 42.5
2.2 53.1

2

			(%)	(%)	(%)	%
	4,732,597,099.11	4,163,391,634.76	12.03	18.60	21.18	1.88
	554,174,590.89	515,469,758.43	6.98	12.08	17.86	4.56
	2,106,016,978.13	1,862,014,389.24	11.59	16.51	19.35	2.11
	1,237,696,445.98	1,075,212,646.18	13.13	22.68	26.85	2.86
	1,388,883,675.00	1,226,164,599.34	11.72	18.31	19.28	0.72
	554,174,590.89	515,469,758.43	6.98	12.08	17.86	4.56

3

	315,264,904.12	19.11
	749,835,908.44	63.63
	2,198,404,109.96	16.60
	633,506,887.57	-17.29
	251,195,291.07	36.93
	412,624,845.90	4.03
	451,189,608.31	67.83
	274,750,134.63	4.98

4

10%

	2,106,016,978.13	1,862,014,389.24	11.59%
	1,237,696,445.98	1,075,212,646.18	13.13%
	1,388,883,675.00	1,226,164,599.34	11.72%
	554,174,590.89	515,469,758.43	6.98%

2010

1,699,846,889.70 1,284,875,774.74 32.3

1

2

3

11

	35,827,635.61	61,183,076.17	-41.44	
	36,136,870.69	21,659,730.87	66.84	
	29,082,329.95	58,953,353.88	-50.67	
	-3,773,448.17	3,864,404.13	-197.65	

12

	22,751,061.34	6,416,411.96	254.58	
	122,392,343.28	36,219,854.91	237.92	
	0	51,599,440.00	-100	
	53,877,304.49	0	100	

	12,822,136.15	1,584,528.29	709.21	
	86,479,539.20	191,091,274.02	-54.74	
	0	8,876,660.00	-100	
	0	339,525,017.93	-100	
	842,017,934.02	1,702,676,951.11	-50.55	
	13,126,646.00	0	100	
	932,432,628.87	1,989,067,193.00	-53.12	
	42,897,356.61	101,205,545.74	-57.61	
	0	13,126,646.00	-100	

13

64.5

14

1

			5000	2,003,409,860.98	661,215,153.43	116,115,340.14
			900	522,578,649.16	206,771,233.36	73,685,760.98
			550	170,122,273.60	77,933,846.41	2,006,260.61
			2500	796,810,527.61	344,258,626.74	61,900,564.29
			5000	315,586,361.56	24,942,431.49	-19,880,535.76
			8000	152,188,776.55	73,523,761.50	-4,958,222.83
			1500	23,076,815.07	13,860,624.90	1,630,100.34
			2910	28,016,805.28	27,950,994.08	-674,664.48
			5000	43,783,436.95	42,269,711.36	-2,039,200.25
			500	10,152,619.26	4,868,257.93	-131742.07

2

10%

	2,712,087,529.51	135,147,110.50	116,115,340.14
	695,055,048.31	63,581,584.68	61,900,564.29
	1,005,716,147.82	82,696,900.07	73,685,760.98

1

"

"

50%

20%

2%

2

2009

145

3

"

"

"

"

"

"

"

"

" "

" "

4

2011

"

"

65

2010

22%

5

6

1

" "

"

"

2

" " " "

3

2011

4

"

"

5

" " " "

" "

6

"

"

7

:

	5,400
	-31,305.17
	36,705.17
(%)	-85.29

		(%)	
		100.00	

		100.00	

1

2

: :

	500.00		
	4,900.00		
	5,400.00	/	/

"

"

1

	2010 3 8			2010 3 10
2010	2010 4 27			2010 4 28
2010	2010 7 14			2010 7 16
2010	2010 7 26			2010 7 28
2010	2010 8 9			2010 8 10

2010	2010 9 3			2010 9 4
2010	2010 10 21			2010 10 22
2010	2010 11		201	2010

2010

3

2 1

1
2010

2010

2010

6

2

2010

2010

2011 1 4

2010

2010

2011 1 25

2010

2010

2011 3 6

2010

2010

2010

2011

4

4

2

1

2010

4

5

6

7

2010

2

: :

										(%)	
	55% 45%	2010 11 24	13,045.96	1,182.22	859.56					3.85	
	45% 55%	2010 11 24	8,984.04	-911.50	430.36					1.93	

1 2010 11 8 2010

2 2010 11 24 2010

3 2010 11 25

4 13,045.96 2010 11 24 100% 55%

5 8,984.04 2010 11 24 100% 55%

		11,000,000		
		0		
		0		
		11,000,000		
		0		
		10.15 /		
		40	0	40
		40	0	40
		35	0	35
		20	0	20
		20	0	20
		20	0	20
		20	0	20
		15	0	15
		15	0	15

	1	X=10.15		
	2	r	2010	
				4
		3		
		1		2.6%
		2		3.1%
		3		3.73%
		3	2010	7 26
		30		14.68%
			2010	
	2,566,700.00			

2010

	30,500
A	19,660
	168,500
B	14,742
A+B	34,402
(%)	21.43
C	19,660
70 D	9,242
50 E	0
C+D+E	28,902

2010 11 24 2010

2011 3 31

2011 6 30

3

4

1

5%

: :

		90
		3

2009		2010 1 21	www.sse.com.cn
2010		2010 3 10	www.sse.com.cn
		2010 3 10	www.sse.com.cn
		2010 3 10	www.sse.com.cn
2010		2010 3 10	www.sse.com.cn
		2010 3 10	www.sse.com.cn
		2010 3 10	www.sse.com.cn
2010		2010 3 10	www.sse.com.cn
		2010 3 10	www.sse.com.cn
2009		2010 3 10	www.sse.com.cn

2009		2010 3 10	www.sse.com.cn
		2010 3 16	www.sse.com.cn
2010		2010 4 28	www.sse.com.cn
		2010 4 28	www.sse.com.cn
2009		2010 4 28	www.sse.com.cn
2010		2010 4 28	www.sse.com.cn
2009		2010 5 18	www.sse.com.cn
2009		2010 5 25	www.sse.com.cn
2009		2010 5 25	www.sse.com.cn
		2010 6 2	www.sse.com.cn
		2010 6 9	www.sse.com.cn
		2010 6 19	www.sse.com.cn

2009		2010 6 23	www.sse.com.cn
		2010 7 2	www.sse.com.cn
		2010 7 16	www.sse.com.cn
2010		2010 7 16	www.sse.com.cn
		2010 7 16	www.sse.com.cn
		2010 7 28	www.sse.com.cn
2010		2010 7 28	www.sse.com.cn
2010		2010 8 10	www.sse.com.cn
		2010 8 10	www.sse.com.cn
		2010 8 28	www.sse.com.cn
2010		2010 8 28	www.sse.com.cn
2010		2010 8 28	www.sse.com.cn

2010		2010 9 4	www.sse.com.cn
2010		2010 9 4	www.sse.com.cn
2010		2010 9 11	www.sse.com.cn
		2010 9 15	www.sse.com.cn
2010		2010 9 21	www.sse.com.cn
2010		2010 9 21	www.sse.com.cn
2010		2010 9 21	www.sse.com.cn
		2010 10 22	www.sse.com.cn
		2010 10 22	www.sse.com.cn
		2010 10 22	www.sse.com.cn
		2010 11 5	www.sse.com.cn
		2010 11 9	www.sse.com.cn

		2010 11 9	www.sse.com.cn
2010		2010 11 9	www.sse.com.cn
2010		2010 11 9	www.sse.com.cn
2010		2010 11 17	www.sse.com.cn
		2010 11 18	www.sse.com.cn
		2010 11 20	www.sse.com.cn
2010		2010 11 20	www.sse.com.cn
2010		2010 11 20	www.sse.com.cn
2010		2010 11 20	www.sse.com.cn
2010		2010 11 25	www.sse.com.cn
2010		2010 11 25	www.sse.com.cn
2010		2010 11 26	www.sse.com.cn

2010

2010		2010 11 26	www.sse.com.cn
2010		2010 12 7	www.sse.com.cn
2010		2010 12 7	www.sse.com.cn
2010		2010 12 14	www.sse.com.cn
		2010 12 22	www.sse.com.cn
2010		2010 12 22	www.sse.com.cn
		2010 12 22	www.sse.com.cn

2010

2010 12 31

.

O

2010 12 31

		80,648,700.72	38,132,139.80
		140,132.17	770,000.00
	()	106,632,498.48	84,982,646.13
		8,861,140.73	63,897,900.29
	()	123,347,980.51	11,276,681.01
		228,132,775.56	196,742,666.95
		547,763,228.17	395,802,034.18
	()	1,004,085,843.53	1,045,341,962.73
		9,127,656.24	
		107,690,574.39	123,140,700.70
		27,955,893.44	24,477,360.18
		12,043,494.39	12,319,438.91
		123,604.81	245,643.61
		2,651,094.01	2,422,415.86
		1,163,678,160.81	1,207,947,521.99
		1,711,441,388.98	1,603,749,556.17

2010 12 31

		215,000,000.00	140,000,000.00
		111,352,059.20	5,800,000.00
		157,438,505.20	172,658,408.83
		35,167,250.65	8,300,418.83
		4,440,911.11	3,876,298.41
		6,680,423.46	7,930,849.69
		302,659.06	201,598.25
		16,214,826.15	199,836,428.40
		546,596,634.83	538,604,002.41
		1,963,635.00	2,290,908.00
		1,963,635.00	2,290,908.00
		548,560,269.83	540,894,910.41
		387,000,000.00	387,000,000.00
		556,329,951.86	532,255,124.48
		42,989,592.77	32,943,071.38
		176,561,574.52	110,656,449.90
		1,162,881,119.15	1,062,854,645.76
		1,711,441,388.98	1,603,749,556.17

2010 12 31

	()	467,877,235.18	579,376,951.11
	()	348,621,044.48	379,720,608.00
	()	1,040,029,636.80	994,997,223.19
	()	545,811,206.79	489,605,929.87
	()	36,849,244.46	36,098,487.88
	()	102,584,326.14	72,620,903.68
	()	672,742.21	1,202,256.96
	()	0.00	381,016.36
	()	80,114,555.33	80,336,880.36
		2,622,559,991.39	2,634,340,257.41
	()	8,375,929.08	202,290,908.00
		8,375,929.08	202,290,908.00
		2,630,935,920.47	2,836,631,165.41
	()	387,000,000.00	387,000,000.00
	()	558,035,770.09	530,815,926.93
	()		
	()	66,558,949.15	57,946,157.53
	()	597,283,762.08	394,367,547.04
		-3,552,430.65	-3,000,578.13
		1,605,326,050.67	1,367,129,053.37
		12,343,369.01	16,296,994.49
		1,617,669,419.68	1,383,426,047.86
		4,248,605,340.15	4,220,057,213.27

2010

	()	508,163,627.24	575,716,616.52
	()	467,564,482.94	513,550,883.21
		3,952,343.65	4,459,566.56
		5,852,137.93	4,957,781.83
		29,896,734.05	30,823,989.97
		8,008,892.28	17,425,742.06
		5,031,687.37	2,990,772.09
	“ ”		
	“ ”	()	95,028,700.83
	“ ”	82,886,049.85	82,621,868.63
		1,976,933.40	1,961,137.58
		622,326.01	450,655.04
		231,996.12	142,655.04
	“ ”	84,240,657.24	84,132,351.17
		-1,887,259.00	1,592,286.69
	“ ”	86,127,916.24	82,540,064.48
		0.22	0.21
		0.22	0.21
		86,127,916.24	82,540,064.48

2010

	447,553,918.30	618,086,260.57
	-	821,893.73
	10,252,189.95	154,820,983.14
	457,806,108.25	773,729,137.44
	353,993,258.92	542,323,472.45
	35,281,243.40	31,704,888.96
	12,423,523.89	15,341,926.46
	207,944,730.21	126,019,115.30
	609,642,756.42	715,389,403.17
	-151,836,648.17	58,339,734.27
		51,599,440.00
	92,061,677.18	66,558,970.46
	206,381.54	447,341.10
	121,165,000.00	
	213,433,058.72	118,605,751.56

2010

	()							
	387,000,000.00	532,255,124.48			32,943,071.38		110,656,449.90	1,062,854,645.76
	387,000,000.00	532,255,124.48			32,943,071.38		110,656,449.90	1,062,854,645.76
“-”		24,074,827.38			10,046,521.39		65,905,124.62	100,026,473.39
							86,127,916.24	86,127,916.24
							86,127,916.24	86,127,916.24
		24,074,827.38			1,433,729.77			25,508,557.15
1								
2		2,566,700.00						2,566,700.00
3		21,508,127.38			1,433,729.77			22,941,857.15
							-20,222,791.62	-11,610,000.00

2010

	(
)									
	387,000,000.00	530,815,926.93			57,946,157.53	394,367,547.04	-3,000,578.13	16,296,994.49	1,383,426,047.86	
	387,000,000.00	530,815,926.93			57,946,157.53	394,367,547.04	-3,000,578.13	16,296,994.49	1,383,426,047.86	
“_”		27,219,843.16			8,612,791.62	202,916,215.04	-551,852.52	-3,953,625.48	234,243,371.82	
						223,139,006.66		-3,773,448.17	219,365,558.49	
									0	
						223,139,006.66		-3,773,448.17	219,365,558.49	
		27,219,843.16					-551,852.52		26,667,990.64	
1										
2		2,566,700.00							2,566,700.00	
3		24,653,143.16					-551,852.52		24,101,290.64	
					8,612,791.62	-20,222,791.62		-180,177.31	-11,790,177.31	
1					8,612,791.62	-8,612,791.62				
2										
3										

O O

“ ” “ ”

1999 11

340000000022295

2002 2 7 [2002]22 2002 5

22 4,000.00

11,000 11,000.00

2004 “ ”

6,288.1218 57.165%

4,000 36.364% 678.8832

6.172% 32.995 ,
0.299%

2005 11 920

2005 2005

12 31 11,000 10 5

5,500 16,500

2006

2006 68

6,500

23,000

2008	5	20			2007
23,000			10	2	3
34,500					
2009					
[2009]1079					
					4,200
			38,700		
2010	12	31			38,700
38,700.00					

2010 12 31

“ ”

“ ”

“ ”

“ ”

“ ”

“ ”,

“ ”

“ ”

“ ”

“ ”

“ ”

SINGAPORE JINGGONG STEEL STRUCTURE PTE .LTD.

“

”

“ ”

Purple Cayman,Limited

“ ”

“ ”

American Buildings Company Asia L.P.

“ ”

()

1 1 12 31

()

()

1

2

()

()

()

1

2

“ ”

()

1

2

1

2

3

4

5

3

1

2

1

2

4

5

6

1

2

()

1

2,000

100

2

1	
2	
3	
1	
2	

		(%)	(%)
1	1	5.00	5.00
1	2	10.00	10.00
2	3	30.00	30.00
3	4	50.00	50.00
4	5	80.00	80.00
5		100.00	100.00

3

:

:

()

1

2

3

4

()

1

1

2

2

1

2

3

4

()

()

1

1

2

2

		%	%
	20-30	3-10	3.00-4.85
	8-12	3-10	7.50-12.15
	3-10	3-10	9.00-32.33
	5-10	3-10	9.00-19.40

3

()

1

2

3

()

1

1

2

3

2

3

3

4

()

1

1

2

2

		50
		5

3

4

5

1

2

3

4

5

()

()

1

2

Black-Scholes

3

()

1

2

1

2

3

1

2

()

1

2

()

1

2

()

1

2

()

1

2

()

()

					%
					17.00
				3.00	5.00
				3.00	7.00
				12.50	15.00 25.00
				3.00	4.00

[2002]117

17%

3%

5%

()

1

[2008]172

[2008]362

GR200834000354

2008-2010

15%

2

[2008]172

[2008]362

[2008]250

"Q ` , À Ê

3 [2008]172
[2008]362
GR200834000598
2008-2010 15%

4 2007 3
26.40%
“ ” 2008 25% 2010
12.5%

5 2007 8
“ ” 2010
12.5%

6 [2008]172
[2008]362
GR200931000364
2009-2011 15%

()

1

							(%)	(%)				
				900		900	100.00 ()	100.00 ()				
				550		550	100.00 ()	100.00 ()				
				2,500		2,500	100.00	100.00				
				8,000		8,000	100.00	100.00				
				50		50	100.00	100.00				
				10			100.00	100.00				
25	2010	12	31		100	75	40%	25%				

2

							(%)	(%)				
			5,000		5,000		99.68 1	99.68 1		2,117,097.18		
			1,500		1,500		100.00	100.00				
			5000		5,000		100.00	100.00				
			2,910		2,910		100.00	100.00				
			500		500		100.00 2	100.00 2				

1 2010 12 31
99.68
2

95.68

4

100.00%

2010 12 31

100.00

3

							(%)	(%)			
			500		500		85.00	85.00			
					1		70.00	70.00			
			5,000		5,000		80.00	80.00	10,226,271.83		
		Cayman. Island.B.W.I	1,050		1,050		100.00	100.00			
		Cayman. Island.B.W.I	1,500		1,500		100.00	100.00			
			1,100		1,100		100.00	100.00			
			1		1		100.00	100.00			
			1		1		100.00	100.00			

2010 12 31

25

75

85

()

()

1		2	100%
2	2		
		55% 55%	2010
12	31		
	45% 45%		

()

1			
		4,868,257.93	-131,742.07
		-215,984.72	-215,984.72

()

()

	282,427,793.92	1.0000	282,427,793.92	157,892,208.77	1.0000	157,892,208.77
	611,270.57	6.6227	4,048,261.60	286,431.93	6.8282	1,955,814.50
	2,705,496.84	0.8265	2,236,093.14	1,038,899.98	0.8555	888,778.93
	2,893,424.49	5.1191	14,811,729.31	546,096.16	4.8605	2,654,300.39
			303,523,877.97			163,391,102.59
	209,833,278.55	1.0000	209,833,278.55	432,468,898.56		432,468,898.56
			209,833,278.55			432,468,898.56
			514,075,267.85			596,366,368.52

	129,081,750.21	253,940,748.24
	391,056.37	2,343,110.67
	40,000,000.00	86,704,823.76
	77,951,134.83	88,977,631.15
	2,409,337.14	1,405,600.84
	249,833,278.55	433,371,914.66

()

1

	35,519,172.17	47,467,297.03
	3,645,866.90	4,168,000.00
	39,165,039.07	51,635,297.03

2**3**

4 2010 12 31

347,061,247.55

	2010.11.30	2011.5.12	5,000,000.00	
	2010.11.30	2011.5.12	5,000,000.00	
	2010.12.16	2011.06.15	2,004,000.00	
	2010.7.22	2011.1.22	2,000,000.00	
	2010.7.22	2011.1.22	2,000,000.00	

5

()

1

		%		%		%		%
1	932,395,675.75	98.89	171,850,866.37	18.43	1,064,036,636.78	99.83	161,477,034.04	15.180
	932,395,675.75	98.89	171,850,866.37	18.43	1,064,036,636.78	99.83	161,477,034.04	15.180
	10,464,102.16	1.11	10,464,102.16	100.00	1,820,349.21	0.17	1,820,349.21	100.00
	942,859,777.91	100.00	182,314,968.53	19.34	1,065,856,985.99	100.00	163,297,383.25	15.32

		%			%	
1	508,515,425.96	54.54	25,425,771.28	672,370,715.18	63.19	33,689,432.30
1 2	163,869,182.64	17.58	16,386,918.28	168,107,154.75	15.80	16,833,936.52
2 3	115,177,856.76	12.35	34,553,357.04	137,132,365.38	12.89	41,139,709.62
3 4	93,297,477.19	10.00	46,648,738.61	24,242,370.84	2.28	12,121,185.43
4 5	13,498,260.17	1.45	10,798,608.14	22,456,302.28	2.11	17,965,041.82
5	38,037,473.03	4.08	38,037,473.02	39,727,728.35	3.73	39,727,728.35
	932,395,675.75	100.00	171,850,866.37	1,064,036,636.78	100.00	161,477,034.04

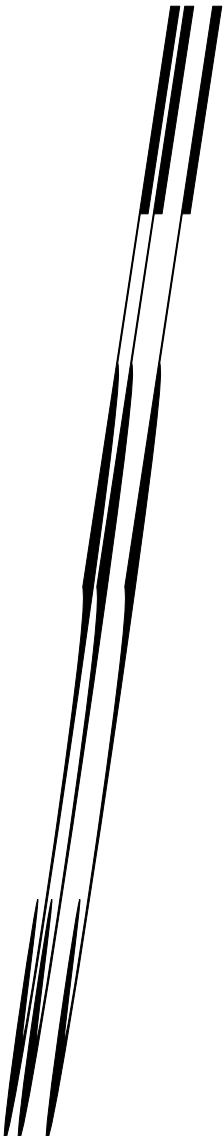
		6,692,330.00	6,692,330.00	100%
Abdul Rahman Saad A2-Rashid & Sons Company Ltd.		3,771,772.16	3,771,772.16	100%
		10,464,102.16	10,464,102.16	

2

			1,820,349.21	1,820,349.21
		5	2,600,000.00	2,600,000.00
		5	750,000.00	750,000.00
		5	262,284.70	262,284.70
			5,432,633.91	5,432,633.91

3

		689,771.00	
()		41,300.00	



2

			12,282,264.85	1	
			6,239,883.70	1	
			5,593,549.77	1	
			6,070,750.39	1	
			4,521,727.15	1	
			34,708,175.86		

3

5

5

4

“

”

5

	54,739.02	5.1191	280,214.52	3,714.62	4.7530	17,655.59
			280,214.52			17,655.59

()

1

		%		%		%	%	
1	156,997,474.42	99.36	23,410,950.87	14.19	127,095,790.75	99.21	18,165,733.18	5-100
	156,997,474.42	99.36	23,410,950.87	14.91	127,095,790.75	99.21	18,165,733.18	5-100
	1,017,482.23	0.64	1,017,482.23	100.00	1,017,482.23	0.79	1,017,482.23	
	158,014,956.65	100.00	24,428,433.10	15.46	128,113,272.98	100.00	19,183,215.41	

		%			%	
1	90,050,442.92	57.36	4,492,517.16	69,311,260.28	54.53	3,603,515.18
1 2	33,875,639.23	21.58	3,387,563.92	38,208,604.05	30.06	3,813,224.48
2 3	20,115,552.36	12.81	6,034,665.72	9,842,737.41	7.74	2,918,066.21
3 4	5,988,423.86	3.81	2,994,211.94	3,505,455.54	2.76	1,752,727.78
4 5	2,327,119.59	1.48	1,861,695.67	747,669.68	0.59	598,135.74
5	4,640,296.46	2.96	4,640,296.46	5,480,063.79	4.31	5,480,063.79
	156,997,474.42	100.00	23,410,950.870			9

		5,235,587.70	1	3.31
		5,194,759.42	1-2	3.29
		3,500,000.00	1	2.21
		3,090,000.00	1	1.96

6 “ ”

7

8

()

1

	249,081,920.08	2,146,633.07	246,935,287.01	255,915,311.62	2,072,696.16	253,842,615.46
	772,180.42		772,180.42	1,362,628.21		1,362,628.21
	8,024,551.56	607,598.69	7,416,952.87	9,615,221.72	685,383.47	8,929,838.25
	101,327,082.29	755,505.00	100,571,577.29	114,701,664.03	1,930,189.08	112,771,474.95
	270,325,301.73	1,254,097.37	269,071,204.36	216,489,217.53	1,767,021.55	214,722,195.98
()	1,075,346,377.18	266,689.43	1,075,079,687.75	695,532,268.83	2,285,246.94	693,247,021.89
	1,704,877,413.26	5,030,523.56	1,699,846,889.70	1,293,616,311.94	8,740,537.20	1,284,875,774.74

2

	2,072,696.16	73,936.91		2,146,633.07
	685,383.47		77,784.78	607,598.69
	1,930,189.08		1,174,684.08	755,505.00
	1,767,021.55		512,924.18	1,254,097.37
()	2,285,246.94		2,018,557.51	266,689.43
	8,740,537.20	73,936.91	3,783,950.55	5,030,523.56

3

()			

4

()

					(%)	(%)						
					2,000.00	49.00	49.00	3,430.55	1,086.16	2,344.39	12,979.31	204.47
					800	45.00	45.00	33,588.86	23,724.07	9,864.79	67,590.86	1,671.22
					10,000	45.00	45.00	35,032.10	26,373.41	8,658.69	19,058.07	-919.40

()

						(%)	(%)				
		9,800,000.00	10,977,073.53	1,001,879.99	11,978,953.52	49.00	49.00				
		37,051,532.59		57,258,176.94	57,258,176.94	45.00	45.00				9,558,828.41
		44,696,735.52		41,289,765.90	41,289,765.90	45.00	45.00				
		91,548,268.11	10,977,073.53	99,549,822.83	110,526,896.36						
		8,300,000.00	8,300,000.00		8,300,000.00	8.33	8.33				
		8,300,000.00	8,300,000.00		8,300,000.00						
		99,848,268.11	19,277,073.53	99,549,822.83	118,826,896.36						9,558,828.41

()

1	39,473,322.48	18,759,879.48		58,233,201.96
	39,473,322.48	18,759,879.48		58,233,201.96
2	3,973,338.21	3,708,699.31		7,682,037.52
	3,973,338.21	3,708,699.31		7,682,037.52
3	35,499,984.27	15,051,180.17		50,551,164.44
	35,499,984.27	15,051,180.17		50,551,164.44
4				
5	35,499,984.27	15,051,180.17		50,551,164.44
	35,499,984.27	15,051,180.17		50,551,164.44

2,172,758.29

()

1

	1,119,600,356.66	63,569,004.94	278,457,020.38	904,712,341.22
	569,141,204.01	16,596,853.92	86,279,132.91	499,458,925.02
	489,835,692.22	39,594,228.42	178,276,834.55	351,153,086.09

1

				78,738,221.50	78,738,221.50
				36,622,359.34	36,622,359.34
	1,373,482.49	1,373,482.49	665,122.37	665,122.37	
SAP-ERP	11,578,066.50	11,578,066.50	10,833,425.61	10,833,425.61	
	16,377,826.94	16,377,826.94	13,418,882.89	13,418,882.89	
	276,705.23	276,705.23	114,408.00	114,408.00	
			266,053.60	266,053.60	
			131,955.35	131,955.35	
			99,988.56	99,988.56	
	22,456,809.30	22,456,809.30			
	10,552,040.22	10,552,040.22			
3#	2,999,859.00	2,999,859.00			
	2,858,223.64	2,858,223.64			
	40,000.00	40,000.00			
	68,513,013.32	68,513,013.32	140,890,417.22	140,890,417.22	

2

		22,456,809.30			1			(%)	22,456,809.30
		10,552,040.22			2				10,552,040.22
	13,418,882.89	2,958,944.05			3				16,377,826.94
SAP-ERP	10,833,425.61	744,640.89			4				11,578,066.50
	24,252,308.50	36,712,434.46							60,964,742.96

1

2

3

4

2,256,104.29

()

1	213,393,743.11		56,914,134.37	156,479,608.74
(1).	212,954,283.11		56,597,414.37	156,356,868.74
(2). /	439,460.00		316,720.00	122,740.00
2	14,008,075.52	4,527,157.22	3,545,707.80	14,989,524.94
(1).	13,676,663.15	4,501,009.64	3,228,987.80	14,948,684.99
(2). /	331,412.37	26,147.58	316,720.00	40,839.95
3	199,385,667.59		57,895,583.79	141,490,083.80
(1).	199,277,619.96		57,869,436.21	141,408,183.75
(2). /	108,047.63		26,147.58	81,900.05
4				
(1).				
(2). /				
5	199,385,667.59		57,895,583.79	141,490,083.80
(1).	199,277,619.96		57,869,436.21	141,408,183.75
(2). /	108,047.63		26,147.58	81,900.05

4,527,157.22

113,359,884.93

“

”

()

	2,923,049.70		2,923,049.70	
	845,736.86		845,736.86	
	3,768,786.56		3,768,786.56	

()

	2,248,894.80		1,230,038.51	70,184.81	948,671.48
	27,566.70		12,634.82	14,931.88	
	2,276,461.50		1,242,673.33	85,116.69	948,671.48

()

1

	306,884.74	320,872.38
	109,204.96	2,153,453.78
	29,411,593.08	28,532,269.49
		500,333.30
		2,299,890.88
	1,093,542.60	706,928.86
	30,921,225.38	34,513,748.69

2

	206,743,401.63
	5,030,523.56
	2,045,898.27
	728,033.07
	7,290,284.02
	221,838,140.55

()

1

1	822,328,953.51	867,181,731.33
1-2	155,657,042.72	103,081,423.68
2-3	44,384,894.67	17,490,385.31
3	17,658,745.90	7,243,682.87
	1,040,029,636.80	994,997,223.19

2

5 5

3

“ ”

4

56,170,966.59

()

1

1	529,619,865.15	469,036,696.03
1-2	1,721,095.67	18,736,790.35
2-3	13,896,259.26	414,482.90
3	573,986.71	1,417,960.59
	545,811,206.79	489,605,929.87

2

5 5

3

“ ”

4

1

13,836,101.00

()

1	18,766,501.82	224,856,277.29	220,402,498.12	23,220,280.99
2	566.93	11,929,635.14	11,929,650.07	552.00
3	6,471,142.09	20,985,428.49	24,894,606.00	2,561,964.58
	390,114.57	6,615,156.45	6,649,294.90	355,976.12
	5,430,626.55	11,327,556.00	14,804,133.90	1,954,048.65
	221,593.90	1,188,835.70	1,319,369.80	91,059.80
	393,067.12	1,417,745.49	1,674,347.32	136,465.29
	35,739.95	436,134.85	447,460.08	24,414.72
4	396,924.81	2,146,790.71	2,329,409.15	214,306.37
5	10,463,352.23	6,504,164.17	6,115,375.88	10,852,140.52
6		44,211.71	44,211.71	
	36,098,487.88	266,466,507.51	265,715,750.93	36,849,244.46

55%

1,633,110.49

()

	26,821,449.59	11,121,885.63
	36,201,089.99	32,917,114.06
	809,510.01	51,119.20
	33,036,119.40	22,897,386.67
	-3,062,192.74	-2,272,382.61
	495,559.87	6,800.39
	256,630.69	396,833.53
	1,256,672.47	429,729.19
	670,700.65	613,059.26
	3,712,898.42	3,624,881.20
	2,379,414.04	2,830,332.62
	6,473.75	4,144.54
	102,584,326.14	72,620,903.68

“ ”

()

	672,742.21	1,202,256.96
	672,742.21	1,202,256.96

()

		207,000.00
		174,016.36
		381,016.36

()

1

1	43,369,400.66	49,837,350.20
1-2	16,023,447.94	18,987,507.13
2-3	11,966,121.61	3,987,064.52
3	8,755,585.12	7,524,958.51
	80,114,555.33	80,336,880.36

2

5

5

		82,299.62

	3,531,700.19		

()

1

	6,412,294.08	200,000,000.00
	1,963,635.00	2,290,908.00
	8,375,929.08	202,290,908.00

2

				%			
	2010.6.2	2020.6.1		5.94	6,412,294.08		
	2001.7.31	2015.8.6		2.55	1,963,635.00		2,290,908.00
					8,375,929.08		2,290,908.00

()

		+				
1						
(1).						
(2).						
(3).	42,000,000.00			-42,000,000.00	-42,000,000.00	
	32,000,000.00			-32,000,000.00	-32,000,000.00	
	10,000,000.00			-10,000,000.00	-10,000,000.00	
(4).						
	42,000,000.00			-42,000,000.00	-42,000,000.00	
2						
(1).	345,000,000.00			42,000,000.00	42,000,000.00	387,000,000.00
(2).						
(3).						
(4).						
	387,000,000.00					387,000,000.00

2009 11 9

[2009]1079

4,200

1 2010 11 10

()

1.	528,660,506.96	27,219,843.16	555,880,350.12
2.	2,155,419.97		2,155,419.97
	530,815,926.93	27,219,843.16	558,035,770.09

1 2010

2,566,700.00

2,566,700.00

2

55%

2010

11

30

24,835,943.16

100%

75%

25%

55%

07

100%

21,148,748.39

55%

21,148,748.39

13821,CTfTJ-183/TT0740J/88923 Tc -1.6BC07DAEE45251 0 Td-183/[(2,)7(56)5(6,7)5(0)5(0)-1(.0)5(0)]TJ/C

()

	57,946,157.53	8,612,791.62	66,558,949.15
	57,946,157.53	8,612,791.62	66,558,949.15

10

()

		394,367,547.04	
	+	-	
		394,367,547.04	
		223,139,006.66	
		8,612,791.62	10
		11,610,000.00	
		597,283,762.08	

2010 5 22

10

0.3 ()

11,610,000.00

()

		15,381,802.13	15,381,802.13
		15,381,802.13	15,381,802.13

2%

2009

14,263,734.54

19,001,857.59

()

1

	5,313,048,737.74	4,509,837,470.39
	5,286,771,690.00	4,484,959,961.66
	26,277,047.74	24,877,508.73
	4,681,362,518.82	3,879,524,719.29

2

	4,732,597,099.11	4,163,391,634.76	3,990,536,405.36	3,435,680,473.51
	554,174,590.89	515,469,758.43	494,423,556.30	437,357,144.98
	5,286,771,690.00	4,678,861,393.19	4,484,959,961.66	3,873,037,618.49

3

	4,732,597,099.11	4,163,391,634.76	3,990,536,405.36	3,435,680,473.51
	554,174,590.89	515,469,758.43	494,423,556.30	437,357,144.98
	5,286,771,690.00	4,678,861,393.19	4,484,959,961.66	3,873,037,618.49

4

	5,012,021,555.37	4,438,702,774.29	4,223,252,172.90	3,673,650,099.34
	274,750,134.63	240,158,618.90	261,707,788.76	199,387,519.15
	5,286,771,690.00			

()

	47,292,043.41	39,072,651.16
	2,344,013.42	1,305,116.27
	2,679,656.50	1,959,444.55
	3,535,220.24	2,090,701.14
	373,822.59	430,672.70
	56,224,756.16	44,858,585.82

()

	25,145,501.43	15,410,391.97
	22,217,003.43	32,914,180.05
	11,303,013.19	8,447,908.86
	10,247,632.33	10,752,624.70
	1,973,426.41	1,566,499.79
	1,396,528.56	1,132,547.46
	1,009,089.62	244,954.57
	13,796,698.52	17,453,105.18
	87,088,893.49	87,922,212.58

()

	63,677,517.78	58,414,234.85
	17,432,540.02	16,673,213.90
	8,727,012.23	6,918,321.11
	8,212,031.56	7,259,686.69
	5,007,292.65	5,073,014.10
	2,566,700.00	
	83,153,189.86	84,728,020.52
	188,776,284.10	179,066,491.17

()

	34,739,730.84	65,623,227.14
	7,019,393.50	13,051,544.98
	2,094,993.95	2,432,515.41
	6,012,304.32	6,178,878.60
	35,827,635.61	61,183,076.17

()

	39,846,884.33	19,174,098.38
	-3,710,013.64	2,485,632.49
	36,136,870.69	21,659,730.87

()

1

	2,646,070.50	-1,113,361.71
	12,899,157.26	15,668,379.08
	15,545,227.76	14,555,017.37


2

	1,001,879.99	527,742.85
		-1,641,104.56
	1,679,711.51	
	-35,521.00	
	2,646,070.50	-1,113,361.71

()

1

1	835,067.59	1,260,116.63	835,067.59
	835,067.59	1,260,116.63	835,067.59
2	6,941,949.54	6,313,983.02	6,941,949.54
3	235,731.19	4,545.12	235,731.19
4	208,110.00	888,385.94	208,110.00
5	477,933.45	240,437.16	477,933.45
6	1,550,329.56	446,477.56	1,550,329.56
7	826,875.60	1,641,906.64	826,875.60
	11,075,996.93	10,795,852.07	11,075,996.93



()

1	1,482,668.44	1,051,081.29	1,482,668.44
	1,482,668.44	1,051,081.29	1,482,668.44
2		3,335,555.35	
3	1,263,000.00	312,000.00	1,263,000.00
5	2,370,000.00		2,370,000.00
6	689,446.68	1,256,547.26	689,446.68
	5,805,115.12	5,955,183.90	5,805,115.12

()

	32,766,182.45	51,874,836.06
	-3,683,852.50	7,078,517.82
	29,082,329.95	58,953,353.88

()

2010	%		
	15.13	0.58	0.58
	14.03	0.53	0.53
2009	%		
	19.86	0.55	0.55

1

$$1 = P0 / (E0 \quad NP \div 2 \quad E_i \times M_i \div M0 - E_j \times M_j \div M0 \pm E_k \times M_k \div M0)$$

P0

NP

E0

Ei

Ej

M0

Mi

Mj

Ek

Mk

2

$$= P0 \div S$$

$$S = S0 \quad S1 \quad S_i \times M_i \div M0 - S_j \times M_j \div M0 - S_k$$

P0

S

S0

S1

Si

Sj

Sk

M0

Mi

Mj

3

$$= [P+$$

$$\times 1-$$

$$] / S0 \quad S1 \quad S_i \times M_i \div M0 \quad S_j \times M_j \div M0 \quad S_k+$$

P

S

S0

S1

Si

Sj

Sk

M0

Mi

Mj

2

	1	223,139,006.66
	2	206,908,784.66
	3	387,000,000.00
	4	
	5	
	6	
	7	
	8	
	9	12
	10=3+5×6÷9	387,000,000.00
/	11=1÷10	0.58
/	12=2÷10	0.53

()

1.		
2.		
3.		
4.	-551,852.52	-5,160.77

	-551,852.52	-5,160.77
5.		
	-551,852.52	-5,160.77

()

1**122,392,343.28**

	45,471,555.98
	23,270,231.60
	12,540,209.90
	12,374,836.51
	7,019,393.50
	6,941,949.54
	3,986,008.44
	2,339,129.36
	1,145,000.00
	1,097,220.23

2**186,737,220.78**

	20,174,350.80
	19,393,554.16
	18,974,644.56
	18,897,528.42
	16,509,103.10
	9,326,652.00
	8,983,172.86

	7,148,217.29
	6,403,821.21
	5,991,935.10
	5,952,696.48
	2,477,351.13

()

1

1		
	219,365,558.49	196,064,986.15
	36,136,870.69	21,659,730.87
	68,923,323.96	66,061,305.97
	4,527,157.22	4,523,846.28
	1,242,673.33	1,526,094.73
“ ”	647,600.85	-209,035.34
“ ”		
“ ”		
“ ”	35,362,715.09	65,623,227.14
“ ”	-15,545,227.77	-14,555,017.37
“ ”	-3,683,852.50	7,078,517.82
“ ”		
“ ”	-540,934,449.24	-190,411,504.53
“ ”	-71,144,360.88	23,441,843.54
“ ”	379,322,153.18	10,829,533.76
	114,220,162.42	191,633,529.02
2		
3		

	374,083,237.97	397,357,465.40
	397,357,465.40	415,732,295.34
	-23,274,227.43	-18,374,829.94

55%

2

1	5,000,000.00	
2	5,000,000.00	
	329,542.51	
3	4,670,457.49	
4	4,868,257.93	
	9,378,753.52	
	22,782,310.31	
	27,292,805.90	
1	220,300,000.00	
2	121,165,000.00	
	67,287,695.51	
3	53,877,304.49	
4	180,423,730.20	
	401,553,356.59	
	301,250,220.42	
	322,379,846.81	
	200,000,000.00	

3

	374,083,237.97	397,357,465.40
	718,111.33	506,367.37
	374,083,237.97	397,357,465.40

()

								(%)	(%)	
						32,000	33.75	1	33.75	2
										74702069-1

1 7,739,289.00 (2%) 33.75%

2:

()

								(%)	(%)	
							900	75.00	75.00	76391743-1
							550	75.00	75.00	76253883-5
							2,500	100.00	100.00	
							8,000	100.00	100.00	79779326-2
							50	100.00	100.00	
							500	100.00	100.00	55752383-7
							5,000	95.68	95.68	71252825-X
							1,500	100.00	100.00	76477663-4
							5000	100.00	100.00	73540949-9

							(%)	(%)	
						500	85.00	85.00	78199019-X
						2,910	100.00	100.00	68880988-6
						5,000	80.00	80.00	75341661-7
			Cayman. Island.B. W.I			1,050	100.00	100.00	
			Cayman. Island.B. W.I			1,500	100.00	100.00	
						1,100	100.00	100.00	60728866-1
						1	100.00	100.00	
							70.00	70.00	
							100.00	100.00	
						1	100.00	100.00	

()

					(%)	(%)	()						
				2,000.00	49.00	49.00	3,430.55	1,086.16	2,344.39	12,979.31	204.47		76628136-0
				800	45.00	45.00	33,588.86	23,724.07	9,864.79	67,590.86	1,671.22		60966291-X
				10,000	45.00	45.00	35,032.10	26,373.41	8,658.69	19,058.07	-919.40		67758731-7

()

		76479600-2
		77736336-1
		73383573-4
		76132629-1
		79014449-7
		66075172-3
		77578947-3
		77021295-8
		74213917-5
		60966193-3
		76253376-X
		77075868-5
		71327080-1
		72362956-6
		73840053-7
		69829300-0
		60966291-X
		74702069-1
		71345193-X
		14606781-4

()

1

2

					%		%
				180.14	0.04	484.42	0.14
				836.16	0.19	596.35	0.17
				271.13	0.06	307.05	0.09
				1,607.61	0.37	2,170.99	0.61
				1.37		54.70	0.02
						7.29	
				46.04	0.01		
				4.18	0.87		
				89.54	0.02		
				5.40	0.02		
				69.25	0.21		

1

118.17

19.31

42.66

2

817.25

18.91

3

271.13

4

1,607.61

5

1.37

6		46.04
7		4.18
8		86.18
	3.36	
9		5.40
10		69.25

3

					(%)		(%)
				1.76	0.00	1.31	
				1,410.22	0.27	2,239.79	0.49
				1.72	0.00	0.04	
				996.27	0.19	461.74	0.1
						118.71	0.03
				3.81	0.00	40.71	0.01
				3,385.19	0.64	5,154.85	1.14
				1,312.42	0.25	0.28	
				423.12	0.08	423.84	0.09
				32.89	0.01		
				0.10	0.00		
				224.49	0.04		
				2.20	0.00		

4

			3,482.62	2010.1.1	2010.9.30	11.21	
			3,482.62	2010.1.1	2010.12.31	79.96	
			3,482.62	2010.1.1	2010.12.31	79.97	
			3,482.62	2010.1.1	2010.6.30	11.32	
					159		14.15.16
					2,574.76		

(2005) C.B:9057

8,000.00

2010 03 16 2011 03 15

6

1

14,820.19

1,307.63

1,226.33

2

100.00%

500.00

2010

12 31

3

75.00%

25.00%

13,045.96

2010 12 31

55%

20%

25%

100%

8,984.04

2010 12 31

55%

45%

4

492.00

7

		1.27	
			7.29
		1,307.63	499.40
		46.04	
		12.20	
		145.55	150.00
		8.21	10.29
		3.42	5.63
		2.39	
			8.23
			0.36
		1,226.33	763.00
			135.00

2010 12 31

			8,500.00
			28,964.10
			2,000.00
			17,660.00

55%

2000 2011 3 31
 17660 2011 6 30

()

10,005,686.99

8,490,665.59

03943

23,191,296.93

22,120,997.86

2008 6-9

800.00

2010 10 11 2011

9 8

()

4,306,775.74

3,279,898.2

3.035(2,535(835(83)-1.29)5(3)]TJrC20 1 Tf0

()	15,799,813.76	14,137,204.22					
	457480	8,995,747.50	7,735,593.06				
		(2005) G.B:0181					
	3,500.00		2010 12 1	2011 12			
	1						
()	3,753,745.44	2,075,353.42					
	05878	5,372,424.56	3,015,485.99				
		05732	21,900,000				
	16,730,541.32		GF-1104) 015				
		1,600.00					
	2010 7 7	2011 1 6					
()	16,078,332.80	11,630,625.14					
	14602	21,900,000	16,730,541.32				
		GF-1104) 015					
	3,100.00		2010 10 29	2011			
	9 28						
()	51,203,164.16	27,513,447.11					
	(2002) 003783	(1999) 001643		(2002)			
	003784	(2002) 003785	(2002) 003786				
	(2002) 003787	(1999) 001644	(1999)				
	001645	(2004) 019386		3,800.00			
		2010 8 30	2011 2 28				
()	9,918,718.64	9,918,718.64					
	2010 6 2	2020 6 1 666					
	2010 12 31						
	6,412,294.08						
()	2500						
	2,711,587.25		2010 11 15	2011			
	5 12						

	2011	3	8		2010		2010
				10	0.5		
19,350,000.00					2010		2010
					10	5	
19,350.00					362,829,951.86		

()

1

		%		%		%		%
1	98,994,921.18	80.79	15,896,553.62	16.06	90,917,355.63	94.86	10,862,594.58	11.95
3	23,534,130.92	19.21		0	4,927,885.08	5.14		
	122,529,052.10	100.00		12.97	95,845,240.71		10,862,594.58	

5						
	98,994,921.18	100.00	15,896,553.62	90,917,355.63	100.00	10,862,594.58

2

	22,645,045.09				
	395,310.57				
	493,775.26				
	23,534,130.92				

2

3

4

5

5

5

					(%)
			20,454,809.13	1	16.69
			15,843,991.83	1	12.93
			14,809,692.83	2-5	12.09
			10,531,000.00	1	8.59
			8,795,000.00	1	7.18

6

					(%)
--	--	--	--	--	-----

		3,083,337.80	2.52
		134,683.95	0.11

7

8

()

1

		%		%		%		%
1	12,888,627.53	10.30	1,777,406.45	13.79	12,088,777.07	92.59	1,779,678.12	14.72
3	112,236,759.43	89.70		0.00	967,582.06	7.41		0.00
	125,125,386.96	100.00	1,777,406.45	1.42	13,056,359.13	100.00	1,779,678.12	13.63

5		0				
	12,888,627.53	100.00	1,777,406.45	12,088,777.07	■	1,779,678.12

6			
			(%)
		46,608.48	0.04

7**8**

(

()

1

	508,163,627.24	575,716,616.52
	495,939,122.88	550,804,478.59
	12,224,504.36	24,912,137.93
	467,564,482.94	513,550,883.21

1

	92,061,677.18	66,558,970.46
	1,712,897.44	-1,113,361.71
	1,254,126.21	15,668,379.08
	95,028,700.83	81,113,987.83

2

	53,873,016.01	7,478,850.00	
	27,746,958.94	33,874,600.00	
	882,873.82	19,013,000.00	
	9,558,828.41	6,192,520.46	55%
	92,061,677.18	66,558,970.46	

3

	1,001,879.99	527,742.85	
		-1,641,104.56	
	746,538.45		
	-35,521.00		
	1,712,897.44	-1,113,361.71	

()

1	86,127,916.24	82,540,064.48
	5,031,687.37	2,990,772.09
	9,393,166.94	9,080,564.95

	275,944.52	271,773.24
	122,038.80	137,849.64

	50,551,164.44	35,499,984.27	42.40
	68,513,013.32	140,890,417.22	-51.37
	948,671.48	2,276,461.50	-58.33
	102,584,326.14	72,620,903.68	41.26
	672,742.21	1,202,256.96	-44.04
		381,016.36	-100.00
	8,375,929.08	202,290,908.00	-95.86

			(%)
	35,827,635.61	61,183,076.17	-41.44
	36,136,870.69	21,659,730.87	66.84
	29,082,329.95	58,953,353.88	-50.67
	-3,773,448.17	3,864,404.13	-197.65

			(%)
	22,751,061.34	6,416,411.96	254.58
	122,392,343.28	36,219,854.91	237.92
		51,599,440.00	-100.00

	53,877,304.49		100	
	12,822,136.15	1,584,528.29	709.21	
	86,479,539.20	191,091,274.02	-54.74	
		8,876,660.00	-100.00	
		339,525,017.93	-100.00	
	842,017,934.02	1,702,676,951.11	-50.55	
	13,126,646.00		100.00	
	932,432,628.87	1,989,067,193.00	-53.12	
	42,897,356.61	101,205,545.74	-57.61	
		13,126,646.00	-100.00	

1

2

3

2011 3 8

“ ”

2010 12 31

1

1

2009

Ž

4

5

2

ISO

3

“

”

“

”

“

”

191

	"	"	523	4
	50			
	"	"		
4				

		112
1100		

		1000
5		

3

6

“

”

50%

1

" "

" "

2

" "

" "

" "

3

" "

4

5

500

35%

30%

2

3

4

;

6

6

7

8

9

10

11

12

—

"

"

13

14

0.5% ()

12

0.5%

0.5%()~5%

5%

PS ERP SD FICO PP / MM SAP

3

30

31

2010 12

"

2010 12 31

"

2011 3 8

2010

2010

"

"

2010

"

"

2010

"

"

1

1999

2003

“ ”

1

64

50

2010

53.1

2.23

0.58

“

”

3

“

”

6

2

4

2

1

9

3

2010

2

"

"

2010

"

"

3

2004

10

0.5

2005

10

5

1

2007

10

2

3

0.3

2008

10

0.7

2009

10

0.3

,

"

"

1

"

" "

"

" "

2010 12% 112

1100 523 4

50

" "

2010 23

2010

2

2010 1000

" "

" "

" "

" "

2010

3

191

"

"

2010

"

" "

" "

"

2010

1

2008 8

"

A "

" "

529 65

A 2.8

2010 2 8

—

“

”

”

2

2010

H

" "

" "

"

"

"

"

"

"

25

18

2

2010

"

"

"

"

"

"

2010

"

"

2010

14.3

"

"

2010

7

"

"

2010

B

4

4

2010

"

"

23

"

"

"

"

2010

107,647.2

2010

1.38

3

"

"

11

2011

2011

1 2011

"

"

"

"

"

"

"

"

2

1

2

"

"

"

"

3

1

"

"

"

"

2

1

2