

600496



**2017**

**A**

1

2

3

4

5

1 2017 1 24  
2017

2 2017 1 25 2017 3.90 /  
20 A 90%  
20 A = 20 A  
/ 20 A

3 256,410,256 256,410,256

4

5

36

	<b>125,319.01</b>	<b>100,000.00</b>
--	-------------------	-------------------

18

99.81%

99.82%

7

8

256,410,256

24.17%

35.17%

3

2014

9

3

2014 4 16

2014 5 8

2013

<

>

2016 4 14

2016 5 6

2015  
2016-2018

10

---

.....	1
.....	2
.....	5
.....	7
.....	8
.....	8
.....	9
.....	13
.....	15
.....	16
.....	16
.....	17
.....	17
.....	19
.....	19
.....	23
.....	26
.....	26
.....	26
18	.....27
.....	29
.....	33
.....	34
.....	34
.....	34

.....35

.....35

.....35

.....36

.....43

.....43

.....44

.....46

.....46

.....49

.....49

.....51

.....53

		A
		Asia Buildings Company Limited
		2017
	A	
		2013 2014 2015 2016 1-9
A		

ChangJiang & JingGong Steel Building (Group) Co., Ltd.

91340000711774045Q

151,044.52

151,044.52

1999 6 28

2002 6 5

600496.SH

237161

0564-3631386

0564-3630000

[www.600496.com](http://www.600496.com)

[www.sse.com.cn](http://www.sse.com.cn)

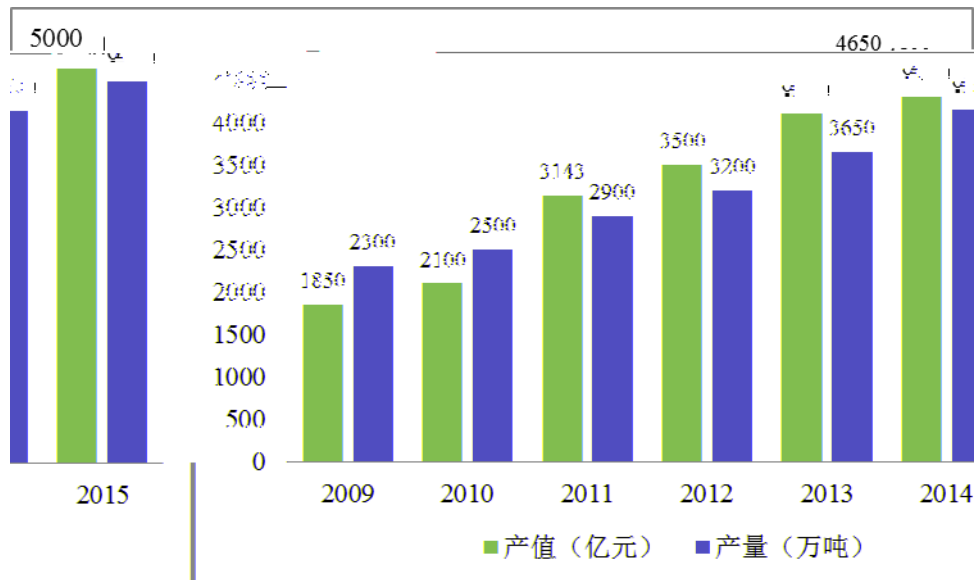
[www.600496.com](http://www.600496.com)

E

1

1

2009 2,300 2015 4,500 1,850 4,650  
11.84% 16.60%



2



2012

4

/

5

6

1

2014 3

2014-2020 2012

2% 2020 50% 2014 4 8

[2014]45

2014 5 27

2015 1 1 2.0

2015 9 30

10

2016 3

2016 9

300

10

30%

2

18

3

A

1.00

2017 1 24

365,069,604

24.17%



36

12

100,000.00

100,000.00

1	18	125,319.01	100,000.00
		<b>125,319.01</b>	<b>100,000.00</b>

18



	256,410,256	
	14.51%	
621,479,860		35.17%

3

2014





	<b>2015 12 31</b>
	363,388.99
	234,087.41
	129,301.57
	<b>2015</b>
	864.43
	12,037.47

24

1

24

2

24

2015 12 31 2016 12

31

		10,500			2013 7 16 2016 7 15
		10,000			2014 12 10 2015 12 10
2015 12 31		28,500			2015 2 3 2016 2 2

18,000

		30,700			2016 2 16 2017 2 16
		5,000			2016 6 20 2017 6 19

3

24

2017 1 24

1

256,410,256

256,410,256

2

3.90

$$90\% \quad 20 \quad 20 \quad 20 = 20$$

20

3

10

4

1

3

2

36

1

2

10

10%

3

1

2

4

15

30

1

2

100,000.00

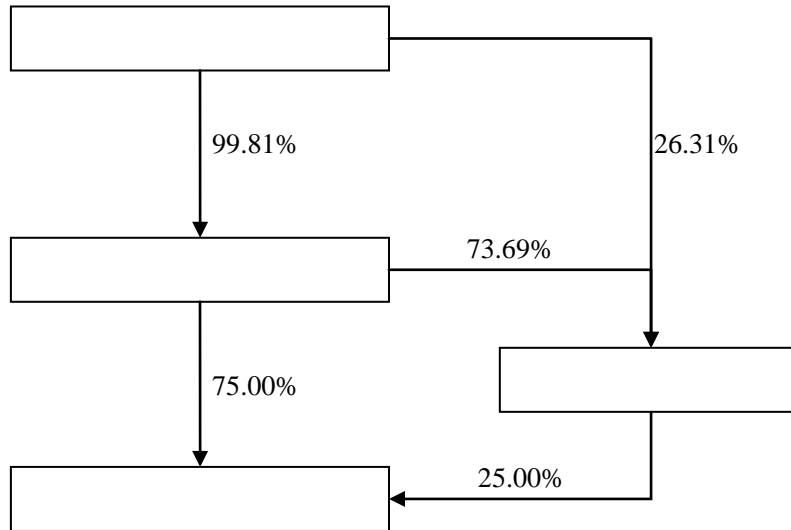
100,000.00

1	18	125,319.01	100,000.00
		<b>125,319.01</b>	<b>100,000.00</b>

18

99.81%

99.82%



**18**

18

1			3.59
2		C-225-02 2-03#	C-225-01 1-01# 4.88
3	T1	-	3.18
4			0.22
5			1.32
6			1.35
7			1.15
8			1.15

9			0.26
10			0.76
			17.88

1		2017 1 15
2		2016 2 16
3	T1	- 2016 9 25

1		25,827.71	21,680.00
2		23,770.15	20,430.00
3	- T1	18,374.35	15,000.00
4		17,627.69	13,900.00
5		10,244.25	8,000.00
6		6,910.55	6,420.00
7		6,655.40	4,570.00
8		5,756.17	2,630.00
9		5,304.05	4,770.00
10		4,848.70	2,600.00
		125,319.01	100,000.00

18

140,032.00

125,319.01

100,000.00

10.51%

1

H

50

60 70

90

	30%-50%
	1/4

2 18

1

2

18

18

1

-

2012

GBS

2015

GBS

GBS

2

ISO9001 2008

500 —

ERP

3

18

18

1

2

3

4

5



1

2

[2008]172

[2008]362

15%

2016

2017

2011

4

15%

15%

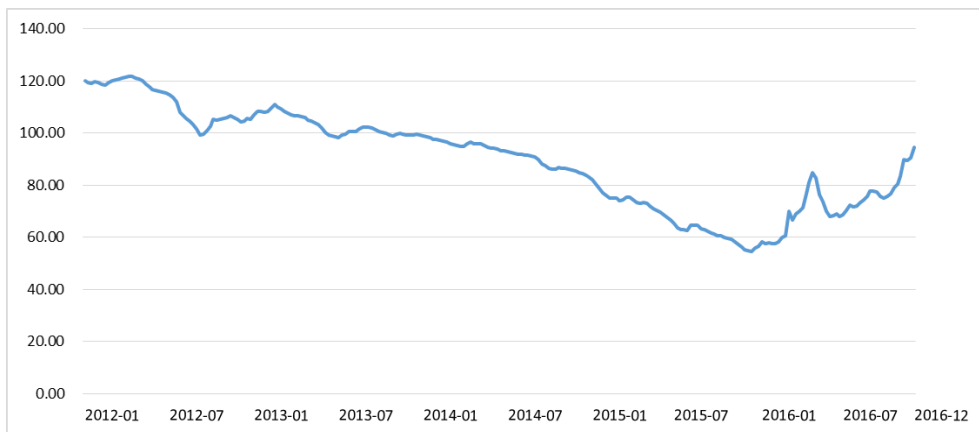
25%

1

2

27%-43%

2012      2016



Wind

3

4

2013	2014	2015	2016	1-9
77,580.52	59,948.52	41,346.10	20,565.84	
	10.37%	8.76%	5.77%	5.27%

1

1

	2013	2014	2015	2016	9	30	
	72.40%	65.49%	66.11%	62.55%			
				2013	2014	2015	
2016	9	30	60.72	64.11	69.04	62.01	

2013	2014	2015	2016	1-9		80.3
104.7	65.72	54.14				57.02
	57.32	56.73	35.29			

2014

2

10%-30%

70%-85%

95%-98%

1-2

	2013	2014	2015
2016	9	30	
190,334.80	162,095.82	175,999.36	
			141,049.30

3

2016	9	30	33,934.45	2011
			33,557.57	
2015	12	31		53,581.65
30,029.61		2015	47,684.10	4,052.49

4

2013	2014	2015	2016	1-9	
751,971.20	688,577.99	720,533.74	395,361.62		2013
2014	2015				

1

2

3

30%

1

80% 2

40% 3

20%

2

2/3

**2015**

2016 4 14  
2015

0.02

2016 5 6  
1,510,445,200

30,208,904.00

2015 15.77%

2016

**2014**

2015 4 16

2015 5 11

2014

686,566,000

0.04

27,462,640.00

2014

10.30%

1.2

1,510,445,200

823,879,200

2015

**2013**

2014 4 16

2014 5 8

2013

586,566,000

0.05

29,328,300.00

2013

12.37%

2014

2015	3,020.89	19,159.06	15.77%
2014	2,746.26	26,651.09	10.30%
2013	2,932.83	23,713.30	12.37%

4 14 2016 5 6 3 2016 2015 2016-2018

1

2

3

1

2

3

1

80% 2

40% 3

20%

4

1

2

2/3

1					
2		2017	6		
3	2016	2017			
				2015	
19,159.06	16,540.27				
4			256,410,256		
5			100,000.00		
6					
7					
8	2016	2017		2015	
				2016	2017
9					
	2016	2017			

2016 / 2017 /2017  
2016 12 31



2 —

3 —

2016 4 14 2016 5 6

2015

2016-2018

1

2

3

4

5

2017 1 24